



ZERO CONDITIONAL

Inglés · ESO

If you heat ice, it melts!



1. ¿CUÁNDO SE USA?



Hechos generales y verdades científicas:
If you heat ice, it melts.



Situaciones que siempre producen el mismo resultado:
If it rains, the ground gets wet.



Reglas e instrucciones:
If you press this button, the machine starts.



Hábitos o rutinas automáticas:
If I drink coffee at night, I don't sleep well.

2. ESTRUCTURA

A) Afirmativa

Fórmula: If + present simple, present simple

Ejemplo: If people eat too much sugar, they gain weight.

★ También puede ir al revés: Present simple + if + present simple.
Ejemplo pequeño: *Plants grow well if they get enough light.*

B) Negativa

Fórmula: If + present simple, subject + don't / doesn't + base verb

Ejemplo: If he doesn't study, he doesn't pass the test.

C) Interrogativa

Fórmula: What happens if + present simple?

Ejemplo: What happens if you mix blue and yellow?

Respuesta pequeña: *They turn green.*

3. CLAVES DE LA FORMA

- ✓ Usamos Present Simple en las dos partes.
- ✓ Se usa mucho con if, y a veces con when.
- ✓ Habla de resultados habituales o generales.
- ✓ No expresa un futuro concreto.
- ✓ Es muy común en ciencia, normas y explicaciones.

PALABRAS CLAVE

if when always usually every time

4. EJEMPLOS RÁPIDOS

1 If you water plants, they grow.

4 If you mix red and white, you get pink.

2 If people don't eat, they get hungry.

5 If I am late, my teacher gets angry.

3 When the sun goes down, it gets dark.

6 If cats see a mouse, they chase it.

5. EJEMPLOS ILUSTRADOS



1 If you water plants, they grow.



2 If you press the button, the machine starts.



3 If you mix blue and yellow, they turn green.



4 If it rains, the ground gets wet.

6. RECUERDA

- ★ Zero Conditional = if/when + Present Simple, Present Simple.
- ★ Describe hechos generales y resultados automáticos.
- ★ Las dos partes suelen ir en presente.
- ★ Es útil para normas, ciencia y hábitos.
- ★ No habla de posibilidades, sino de cosas que pasan siempre o normalmente.





FIRST CONDITIONAL

Inglés · ESO



1. ¿CUÁNDO SE USA?

- Situaciones reales o posibles en el futuro:
If it rains, we will stay at home.
- Consecuencias probables:
If you study, you will get good marks.
- Advertencias y avisos:
If you touch that wire, you will get a shock.
- Promesas, ofrecimientos o decisiones:
If you need help, I will help you.

2. ESTRUCTURA

- A) Afirmativa**
Fórmula: If + present simple, will + base verb
Ejemplo: If she practices, she will improve.
Se puede invertir el orden: She will improve if she practices.
- B) Negativa**
Fórmula: If + present simple, will not / won't + base verb
Ejemplo: If he doesn't hurry, he won't catch the bus.
- C) Interrogativa**
Fórmula: What will happen if + present simple?
Ejemplo: What will happen if we leave now?
Respuesta pequeña: We will arrive early.

3. CLAVES DE LA FORMA

- ✓ Usamos Present Simple después de "if".
- ✓ En la otra parte usamos "will" + verbo base.
- ✓ No usamos "will" después de "if".
- ✓ Habla de una condición real o posible y su resultado futuro.
- ✓ También puede aparecer con "unless", "when", "as soon as" y "before".

PALABRAS CLAVE

if unless when as soon as before

4. EJEMPLOS RÁPIDOS

- If you water the plant, it will grow.
- If they don't leave now, they will miss the train.
- If you are tired, you will sleep early.
- If it is sunny tomorrow, we will go to the park.
- If I see Laura, I will tell her.
- If he studies hard, he will pass the exam.

5. EJEMPLOS ILUSTRADOS

- If I study, I will pass the test.
- If it rains, we will stay at home.
- If you water the plant, it will grow.
- If he hurries, he will catch the bus.

6. RECUERDA

- ★ First Conditional = if + Present Simple, will + verbo base.
- ★ Expresa una posibilidad real en el futuro.
- ★ La condición va en presente; el resultado, con will.
- ★ No usamos will en la oración con if.
- ★ Es muy útil para advertencias, promesas y consecuencias.







SECOND CONDITIONAL


Inglés · ESO


If I had more time, I would travel the world!




1. ¿CUÁNDO SE USA?

- 

1 Situaciones hipotéticas o improbables en el presente o futuro:
If I won the lottery, I would buy a big house.
- 

2 Sueños e imaginaciones:
If I lived by the sea, I would swim every day.
- 

3 Consejos indirectos:
If I were you, I would study more.
- 

4 Consecuencias imaginarias:
If it didn't rain so much, we would go to the park.

2. ESTRUCTURA

- A Afirmativa**
Fórmula: If + past simple, would + base verb
Ejemplo: If she had a bike, she would ride to school.
- También se puede invertir el orden:
 She would ride to school if she had a bike.
- B Negativa**
Fórmula: If + past simple, would not / wouldn't + base verb
Ejemplo: If he knew the answer, he wouldn't ask the question.
- C Interrogativa**
Fórmula: What would happen if + past simple?
Ejemplo: What would you do if you found a wallet?
Respuesta: I would take it to the police.

3. CLAVES DE LA FORMA

- ✓ Usamos Past Simple después de "if".
- ✓ En la otra parte usamos "would" + verbo base.
- ✓ No usamos "would" después de "if".
- ✓ Expresa situaciones imaginarias o poco probables.
- ✓ Con consejos es muy frecuente: "If I were you..."

PALABRAS CLAVE

if would could might if I were you

4. EJEMPLOS RÁPIDOS

- 

1 If I had a pet dragon, I would fly to school.
- 

2 If she were taller, she would play basketball.
- 

3 If we had more money, we would travel more.
- 

4 If it were sunny, we would have a picnic.
- 

5 If I knew his number, I would call him.
- 

6 If they studied more, they would pass the exam.

5. EJEMPLOS ILUSTRADOS

- 

1 If I studied more, I would get better marks.
- 

2 If it didn't rain, we would go to the park.
- 

3 If I had more money, I would travel the world.
- 

4 If I were you, I would talk to the teacher.

6. RECUERDA

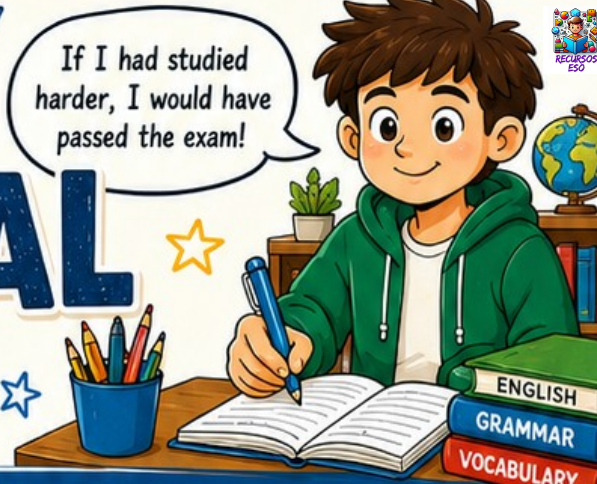
- ★ Second Conditional = if + Past Simple, would + verbo base.
- ★ Expresa situaciones hipotéticas o poco probables.
- ★ La condición va en pasado, pero el significado es imaginario, no pasado real.
- ★ Usamos "would" en el resultado.
- ★ También puede aparecer con "could" y "might".
- ★ Es muy útil para imaginar, soñar y dar consejos.





THIRD CONDITIONAL

Inglés · ESO



1. ¿CUÁNDO SE USA?

- Situaciones imaginarias en el pasado:
If I had won the lottery, I would have bought a big house.
- Arrepentimientos:
If she had studied more, she would have passed the test.
- Críticas o reproches:
If you had left earlier, you wouldn't have missed the bus.
- Resultados diferentes en el pasado:
If it had rained, we would have stayed at home.

2. ESTRUCTURA

- A Afirmativa**
Fórmula: If + past perfect, would have + past participle
Ejemplo: *If he had trained more, he would have played better.*
- También se puede invertir el orden:
He would have played better if he had trained more.
- B Negativa**
Fórmula: If + past perfect, would not / wouldn't have + past participle
Ejemplo: *If they had hurried, they wouldn't have missed the train.*
- C Interrogativa**
Fórmula: What would have happened if + past perfect?
Ejemplo: *What would you have done if you had found a wallet?*
Respuesta: *I would have taken it to the police.*

3. CLAVES DE LA FORMA

- ✓ Usamos Past Perfect después de "if".
- ✓ En la otra parte usamos "would have" + participio.
- ✓ No usamos "would" después de "if".
- ✓ Habla de situaciones imposibles o irreales del pasado.
- ✓ También pueden aparecer "could have" y "might have".

PALABRAS CLAVE

if would have could have might have had

4. EJEMPLOS RÁPIDOS

- If I had had a map, I would have found the museum.*
- If she had practised more, she would have won the match.*
- If we had saved money, we could have travelled more.*
- If it had been sunny, we would have had a picnic.*
- If I had known his number, I would have called him.*
- If they had listened, they would have understood the lesson.*

5. EJEMPLOS ILUSTRADOS

- If I had studied more, I would have got better marks.*
- If it hadn't rained, we would have gone to the park.*
- If he had woken up earlier, he would have caught the bus.*
- If I had saved more money, I would have travelled the world.*

6. RECUERDA

- ★ Third Conditional = if + Past Perfect, would have + participio.
- ★ Expresa situaciones hipotéticas sobre el pasado.
- ★ La condición y el resultado ya no pueden cambiar.
- ★ Sirve para hablar de arrepentimientos, críticas y consecuencias imaginarias.
- ★ También puede combinarse con could have y might have.

